



How the Texas Lottery Commission helped rich investors stack the odds
houstonchronicle.com



DraftKings CEO Talks Online Lottery Potential To Grow Sports Betting
legalsportsreport.com



Texas Lottery Commission Caught Misrepresenting Rule Change
texasscorecard.com

Lottery Discussion A Cautionary Tale from Texas.....

Lessons to Learn from TX Lottery Broken Promises



- Has the lottery paid for educating the children of Texas?
- Historical: Sales Tax vs. Lottery
- Not Incremental Dollars in Schools - Grown Government

The Arguments



The Responses



- Discretionary Income
- Lottery = Scratch Tickets
 - Impulse purchase with immediate gratification
- Where are the Sales gonna come from?
 - Economic & Census data

- Draw Games vs. Scratch Tickets propensity
- Tax rates, quantifying sales requirement

Lottery Games : Tax Rates

Draw Games: Lotto, Multi State Games



Draw Games Assumptions- 50% prize pool, 12% Administrative, 38% tax rate

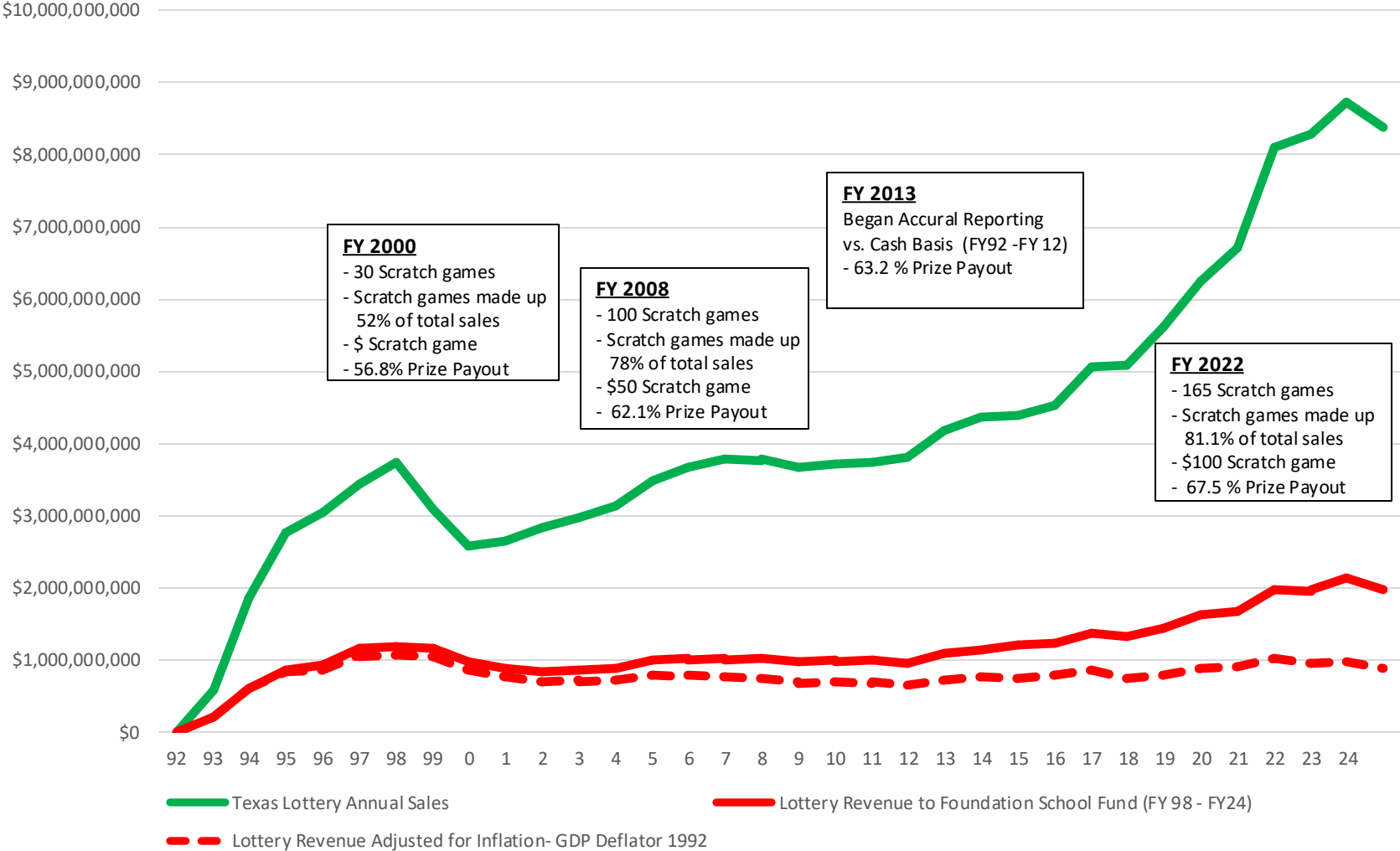
Instant Scratch Games: Higher the price point, the lower the tax rate



Instant Ticket Games Assumptions- 72% prize pool, 12% Administrative, 16% tax rate

Texas Lottery Sales and Revenue

Fiscal Years 1992 - 2024



FY 2000
 - 30 Scratch games
 - Scratch games made up 52% of total sales
 - \$ Scratch game
 - 56.8% Prize Payout

FY 2008
 - 100 Scratch games
 - Scratch games made up 78% of total sales
 - \$50 Scratch game
 - 62.1% Prize Payout

FY 2013
 Began Accrual Reporting vs. Cash Basis (FY92 -FY 12)
 - 63.2 % Prize Payout

FY 2022
 - 165 Scratch games
 - Scratch games made up 81.1% of total sales
 - \$100 Scratch game
 - 67.5 % Prize Payout

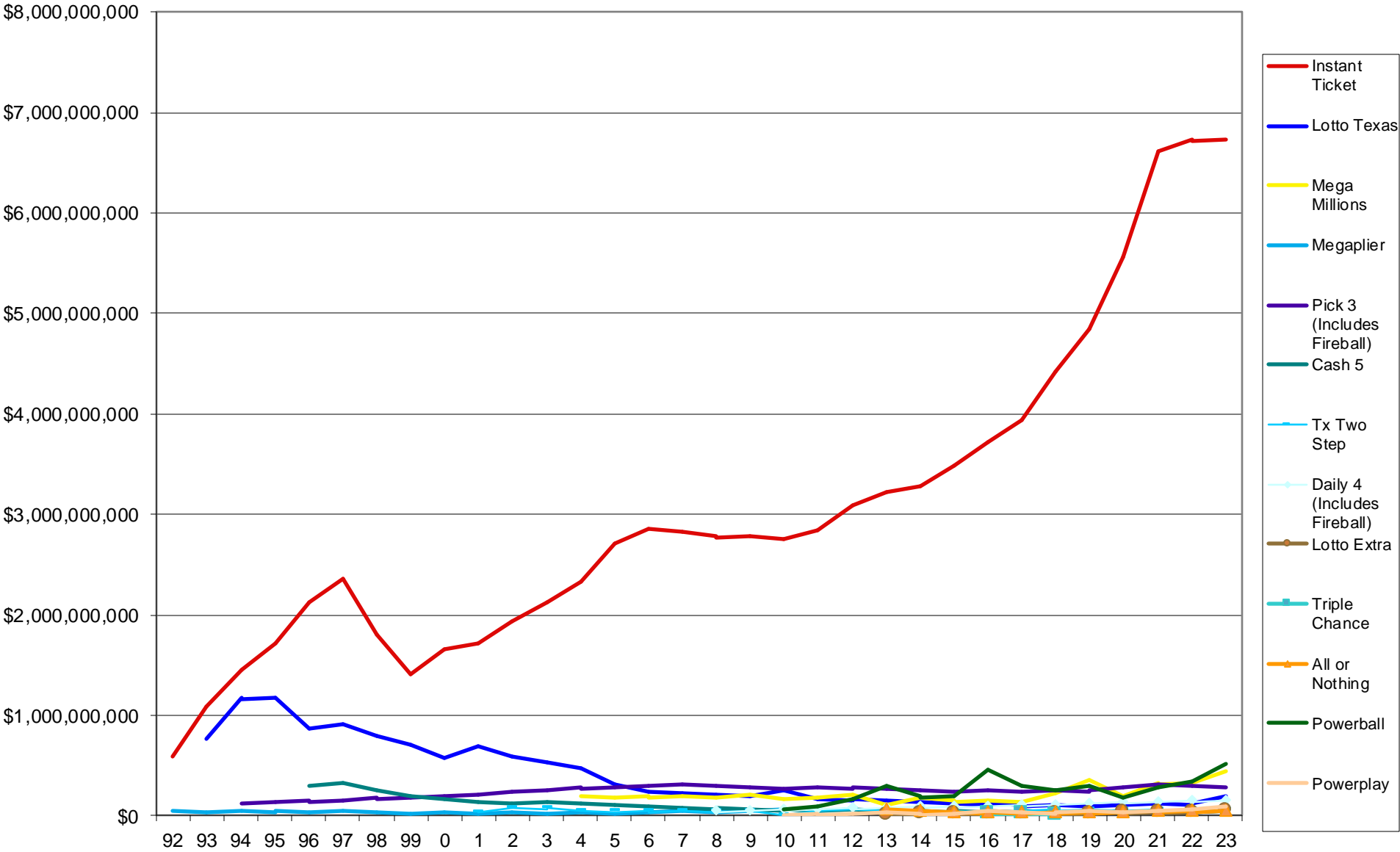
— Texas Lottery Annual Sales

— Lottery Revenue to Foundation School Fund (FY 98 - FY24)

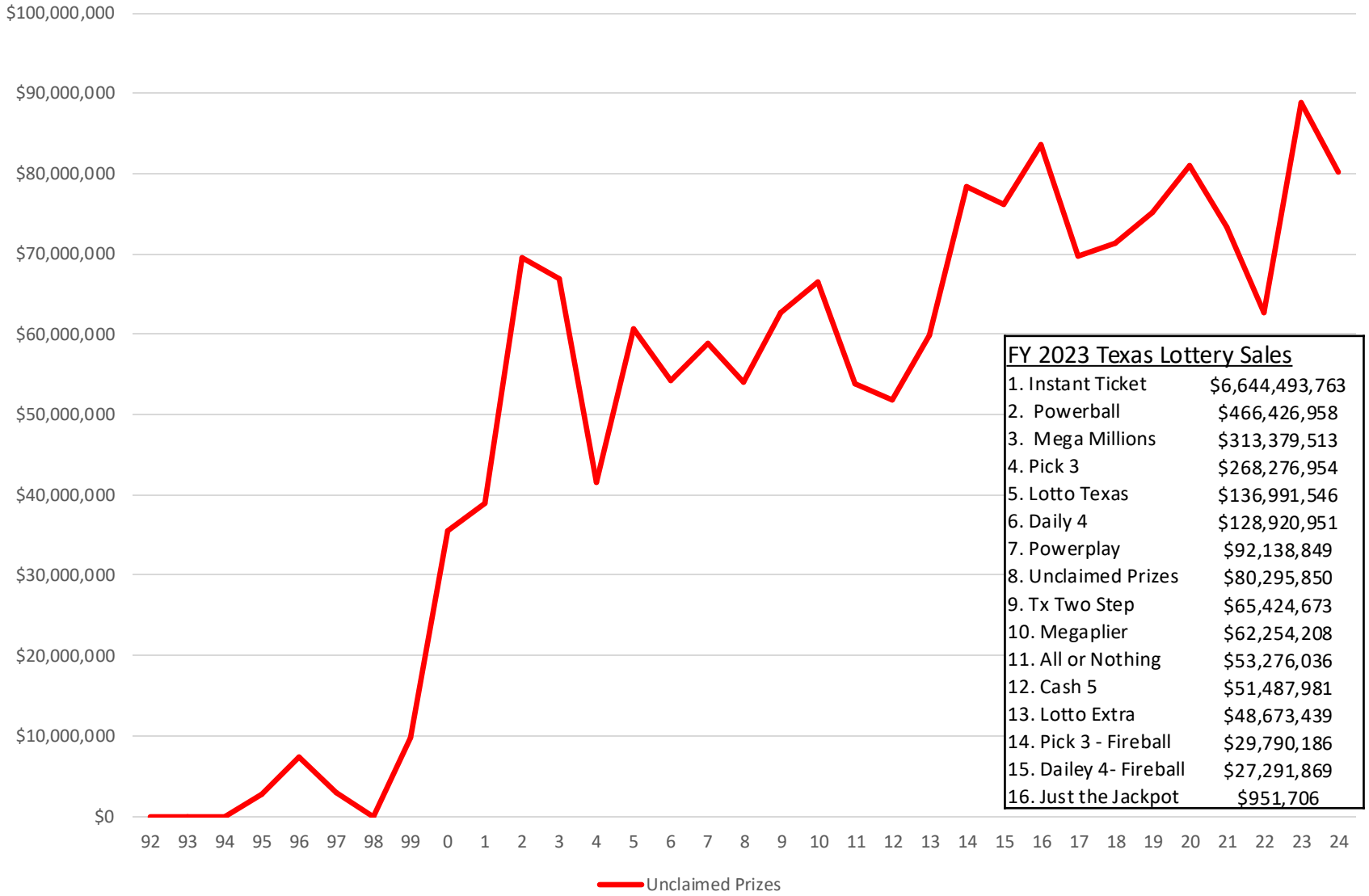
- - - Lottery Revenue Adjusted for Inflation- GDP Deflator 1992

Texas Lottery Sales by Product

Fiscal Years 1992 - 2024



Texas Lottery Unclaimed Prizes Fiscal Years 1992 -2024



Lottery Games : Tax Rates

Draw Games: Lotto, Multi State Games



Draw Games Assumptions- 50% prize pool, 12% Administrative, 38% tax rate

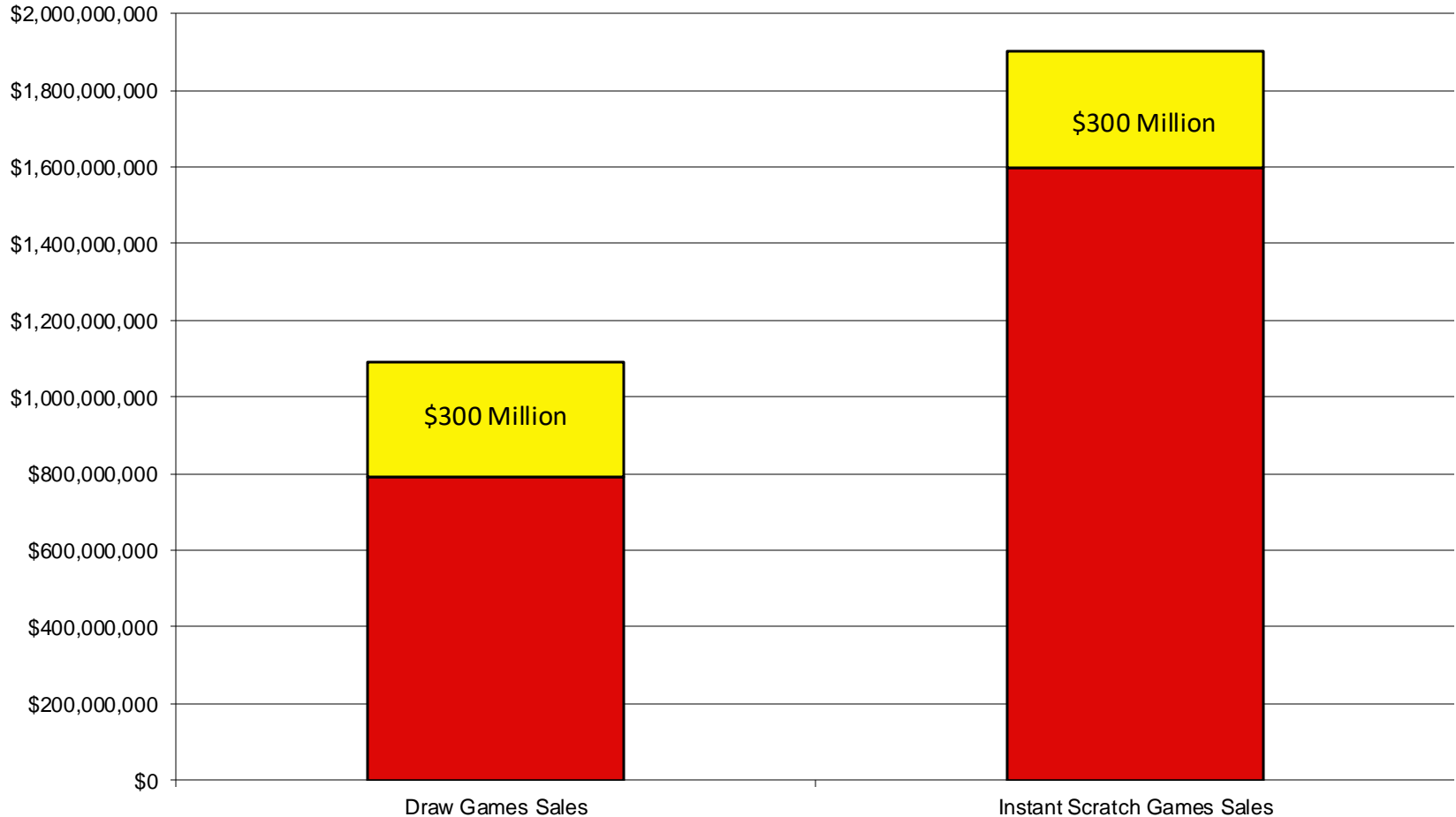
Instant Scratch Games: Higher the price point, the lower the tax rate



Instant Ticket Games Assumptions- 72% prize pool, 12% Administrative, 16% tax rate

How Much has to Wagered?

" projected to exceed \$300 million annually, benefit education and education only"

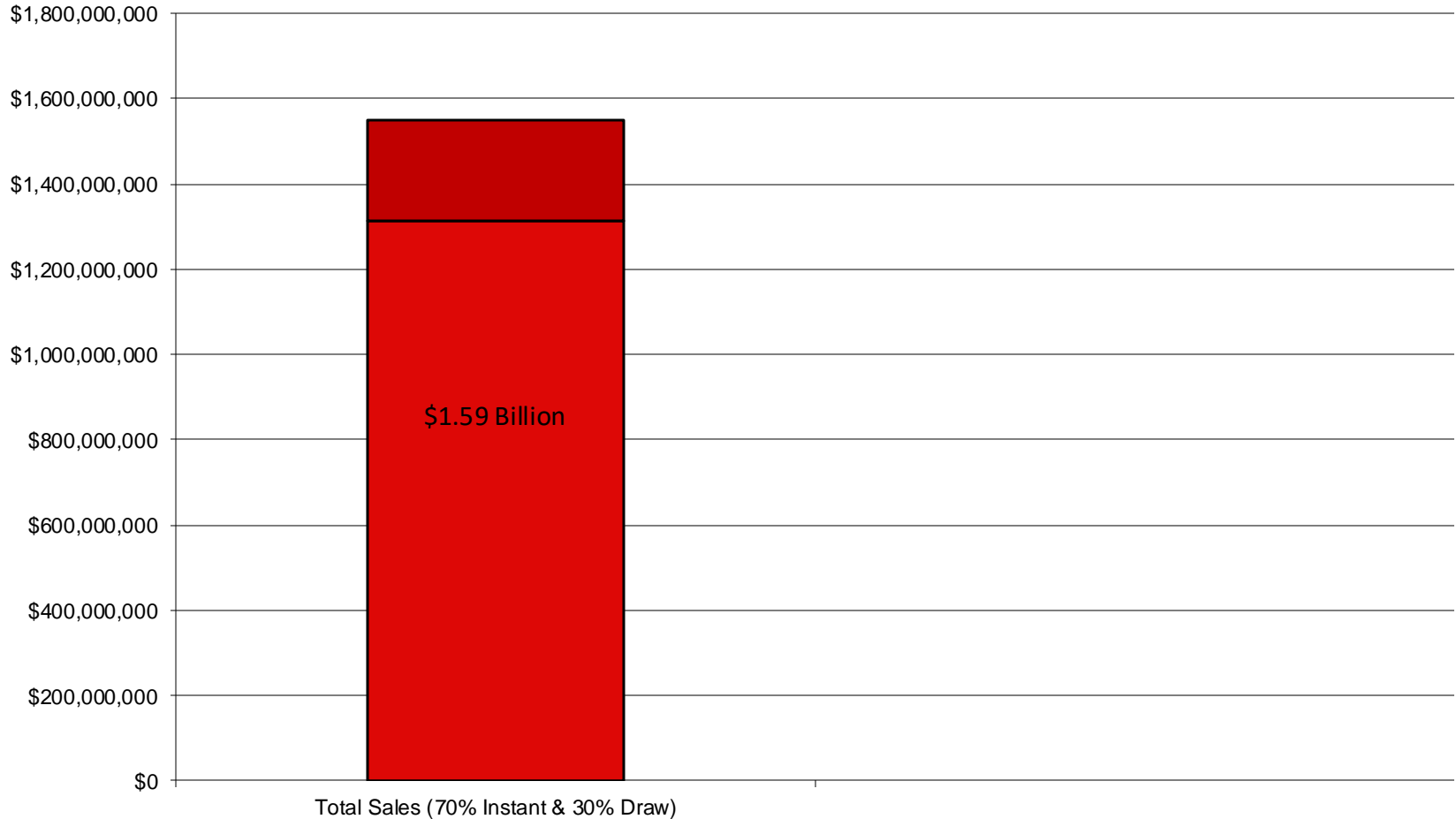


Draw Games Formula- \$300 million is 38% of \$789.5 Million

Instant Scratch Formula- \$300 million is 16% of \$1.87 Billion

Lottery Games : Projected Sales

"Discretionary Income ? Or Dollars redirected out of the current Local Economy?"



Formula to generate \$300 million:

- Instant Scratch games generating 70% of sales @ 16% tax rate
- Draw game sales generating 30% of sales @ 38% tax rate

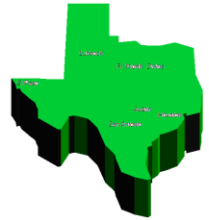
Propensity in Local Communities



Sources & Methodology

- Fiscal Year 2023 Sales and Retailer Data from the Texas Lottery Commission
- Data from the Texas Legislative Council
- Data reported by the U.S. Bureau of the Census from the long-form questionnaire for the 2020 census
- 2020 Census, SF 3, SF1

Fiscal Year 2023 Top “5” Lottery Sales Legislative House Districts



Ranking	Representative	Per Capita Income	FY23 Lottery Sales	Est. Contribution to Texas Education
#1	Rep. Campos	\$26,414	\$102.9 million	\$25.2 million
#2	Rep. Gerdes	\$32,783	\$101.7 million	\$24.9 million
#3	Rep. AJ Louderback	\$31,278	\$96.1 million	\$23.6 million
#4	Rep. Lujan	\$29,753	\$95.9 million	\$23.5 million
#5	Rep. Bernal	\$32,158	\$92.3 million	\$22.6 Million

Source: 2018 – 2022 American Community Survey (ACS) 5-year Summary File analysis by Texas Legislative Council, Research Division & Texas Lottery Commission FY23 Sales Data and contributions to Texas Foundation School Fund at 24.5%

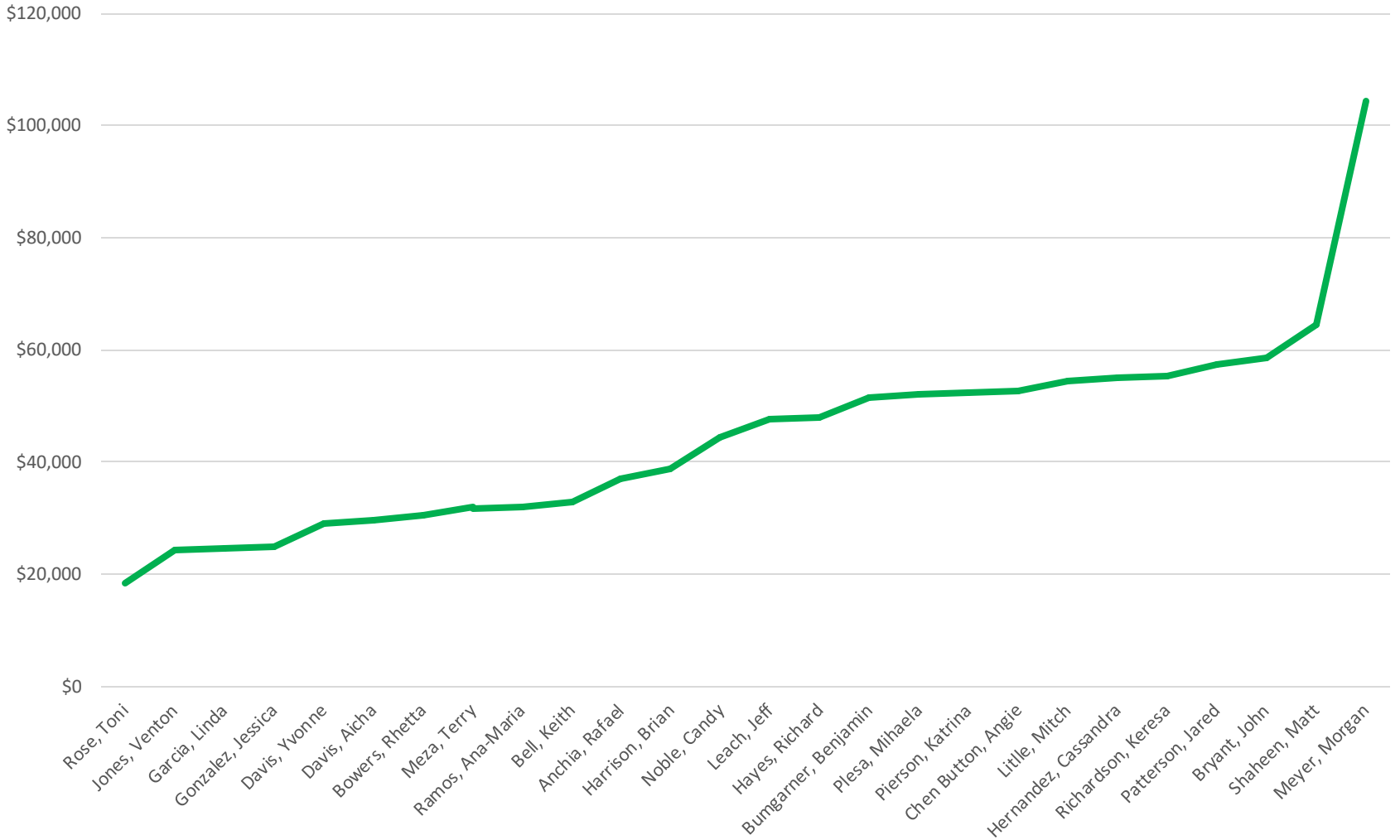
Fiscal Year 2023 Top “5” Per Capita Income Legislative House Districts

Ranking	Representative	Per Capita Income	FY23 Lottery Sales	Est. Contribution to Texas Education
#1	Rep. Meyer	\$104,418	\$24.3 million	\$5.9 million
#2	Rep. Johnson	\$96,039	\$29.5 million	\$7.2 million
#3	Rep. Capriglione	\$73,256	\$38.5 million	\$9.4 million
#4	Rep. Goodwin	\$72,255	\$26.9 million	\$6.6 million
#5	Rep. Howard	\$68,965	\$39.4 million	\$9.6 million

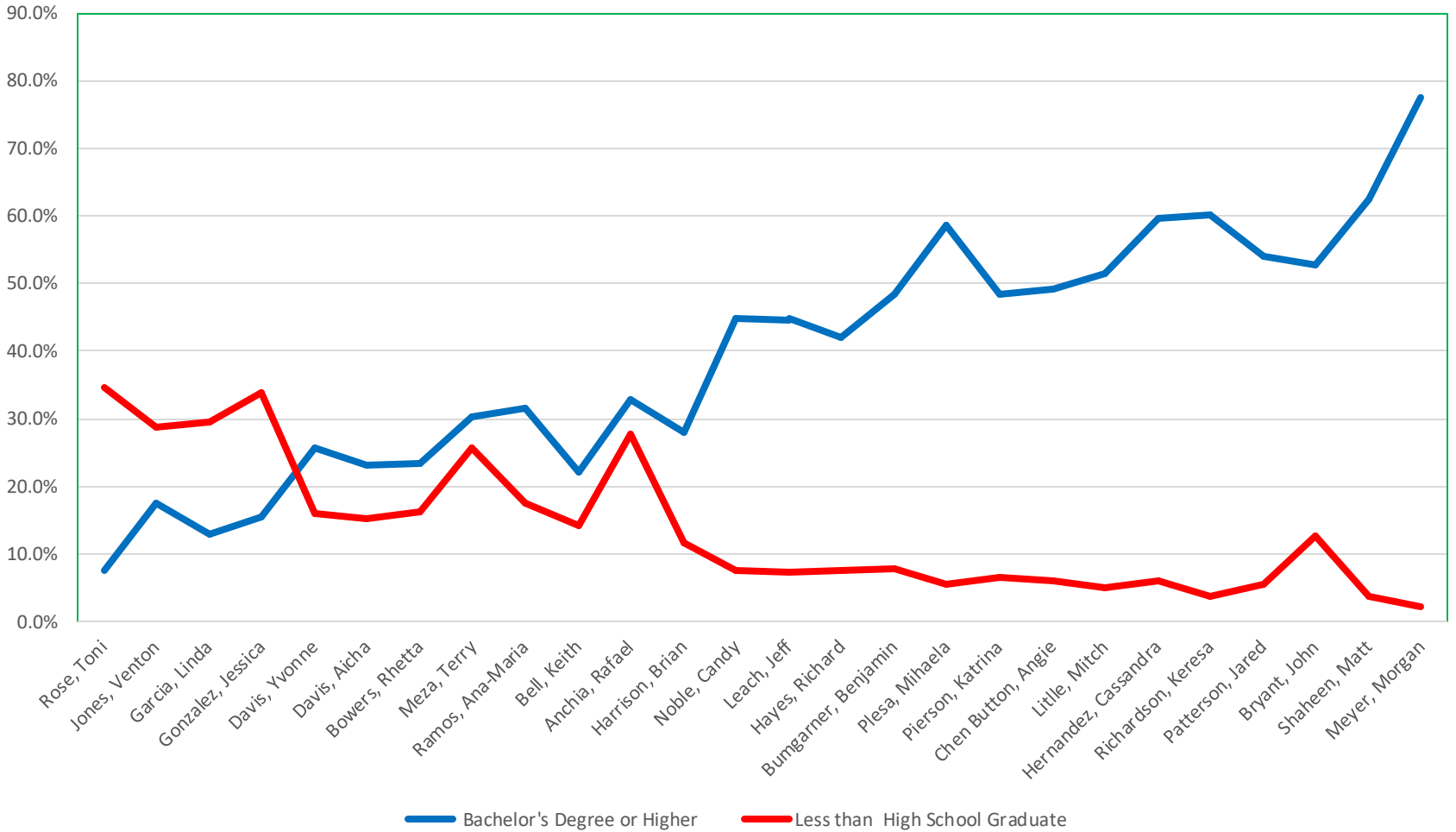
Source: 2018 – 2022 American Community Survey (ACS) 5-year Summary File analysis by Texas Legislative Council, Research Division & Texas Lottery Commission FY23 Sales Data and contributions to Texas Foundation School Fund at 24.5%

Annual Per Capita Income Dallas Area Legislative House Districts

Source: 2018 - 2022 American Community Survey (ACS) Estimates

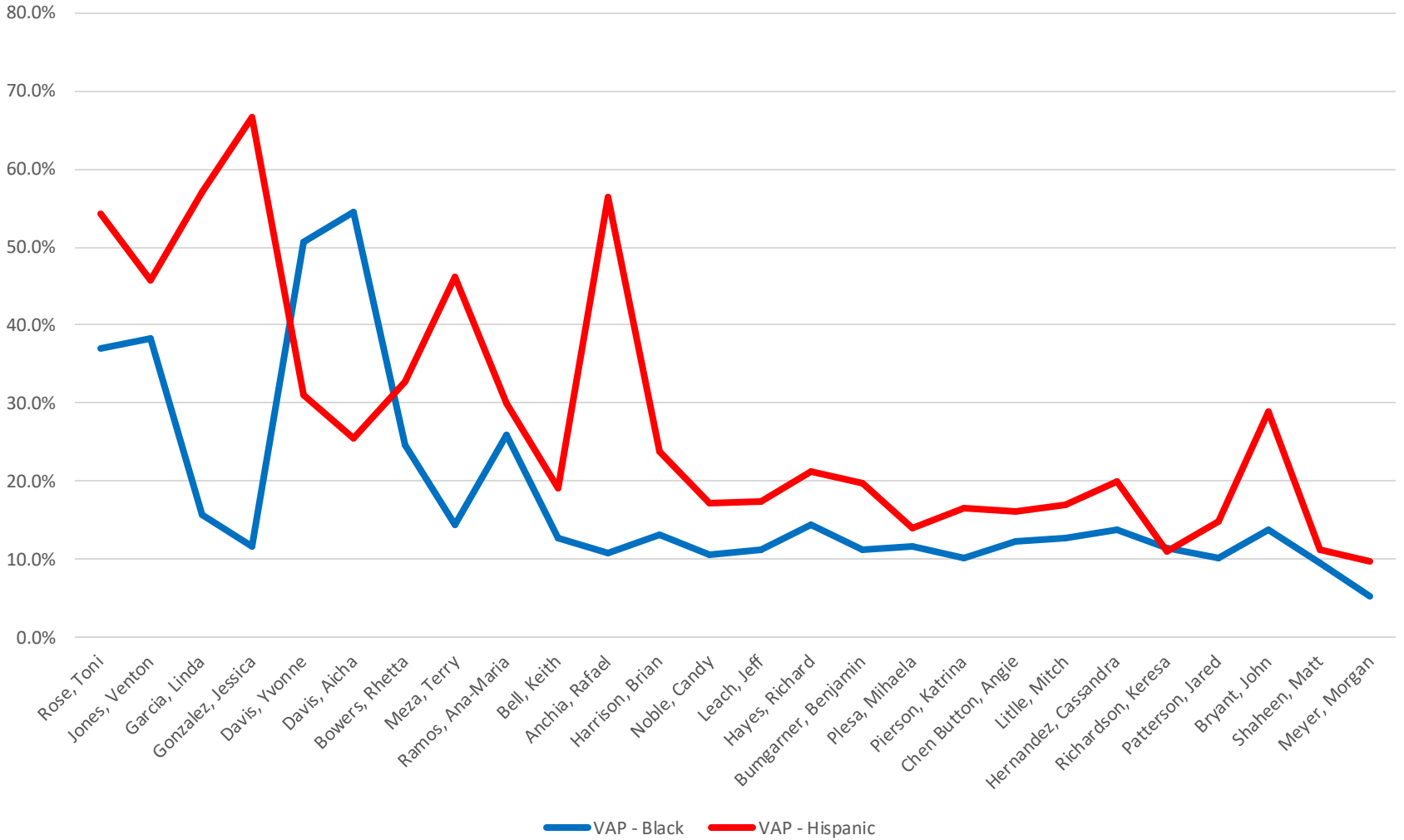


**Selected Education (Age 25+) Characteristics
Dallas Area Legislative House Districts**
Source: : 2018 - 2022 American Community Survey (ACS) Estimates

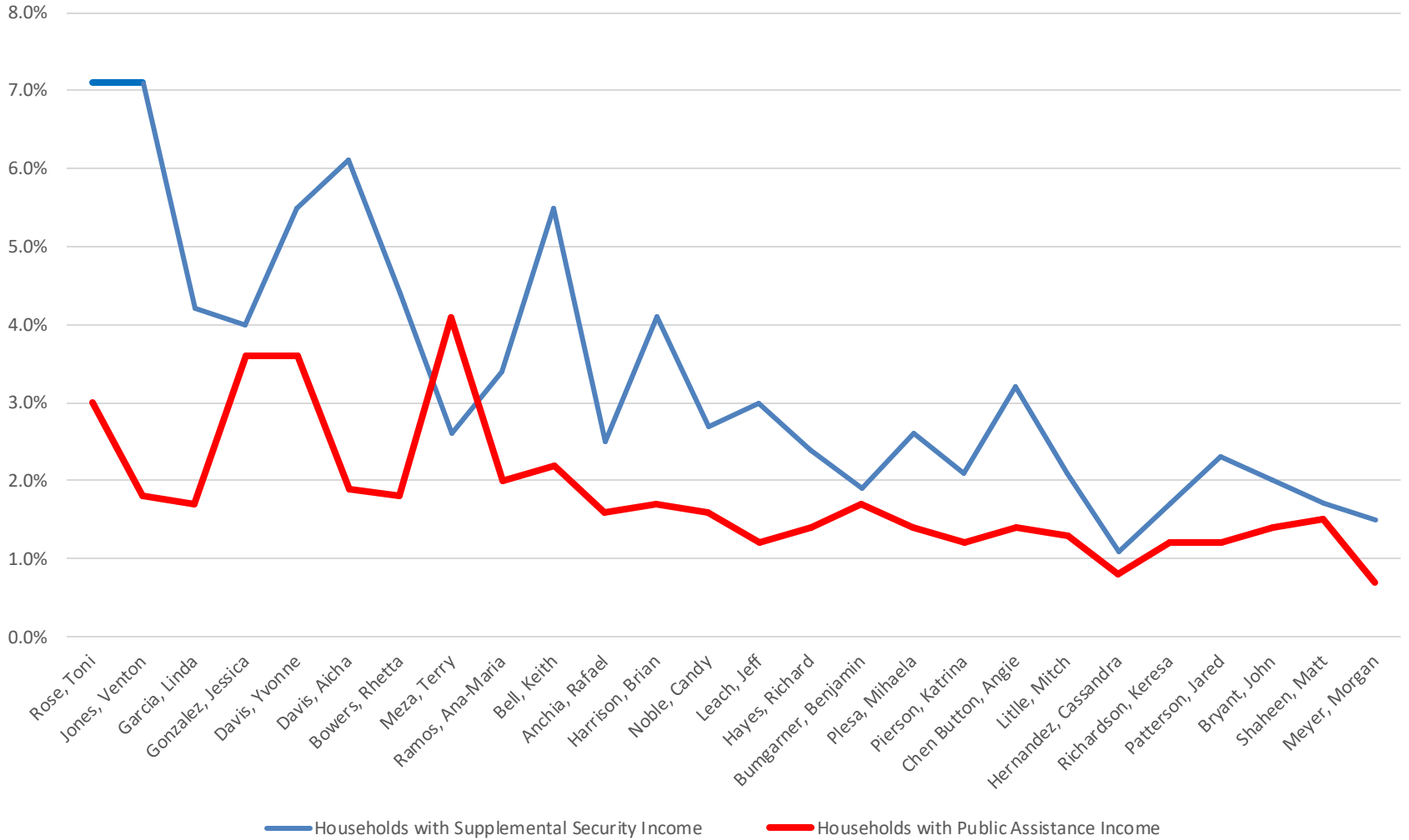


Voting Age Population (VAP) Dallas Area Legislative House Districts

Source: 2020 Census

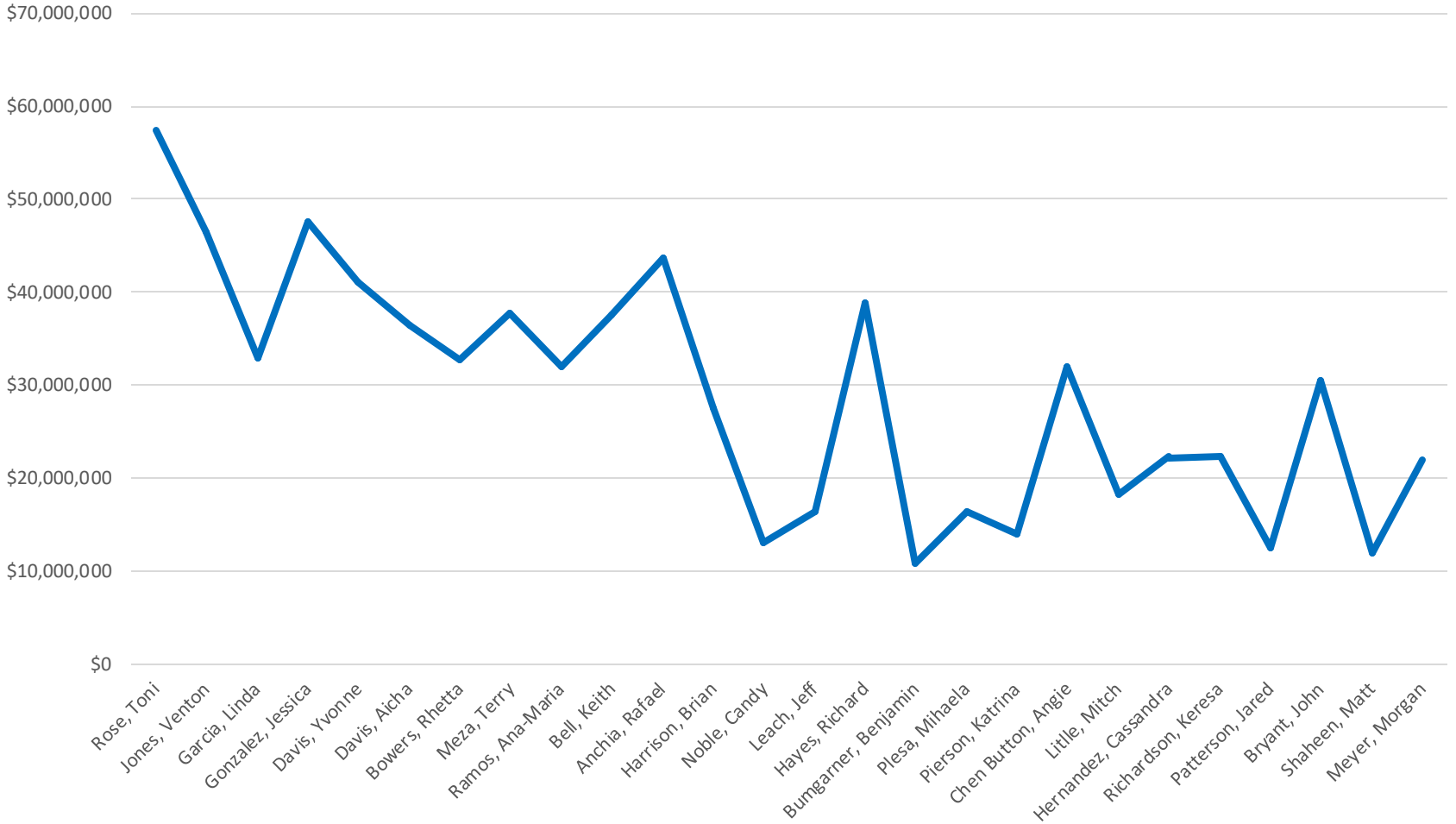


**Selected Labor (Age 16+) & Income Characteristics
Dallas Area Legislative House Districts**
Source: 2018 - 2022 American Community Survey (ACS) Estimates

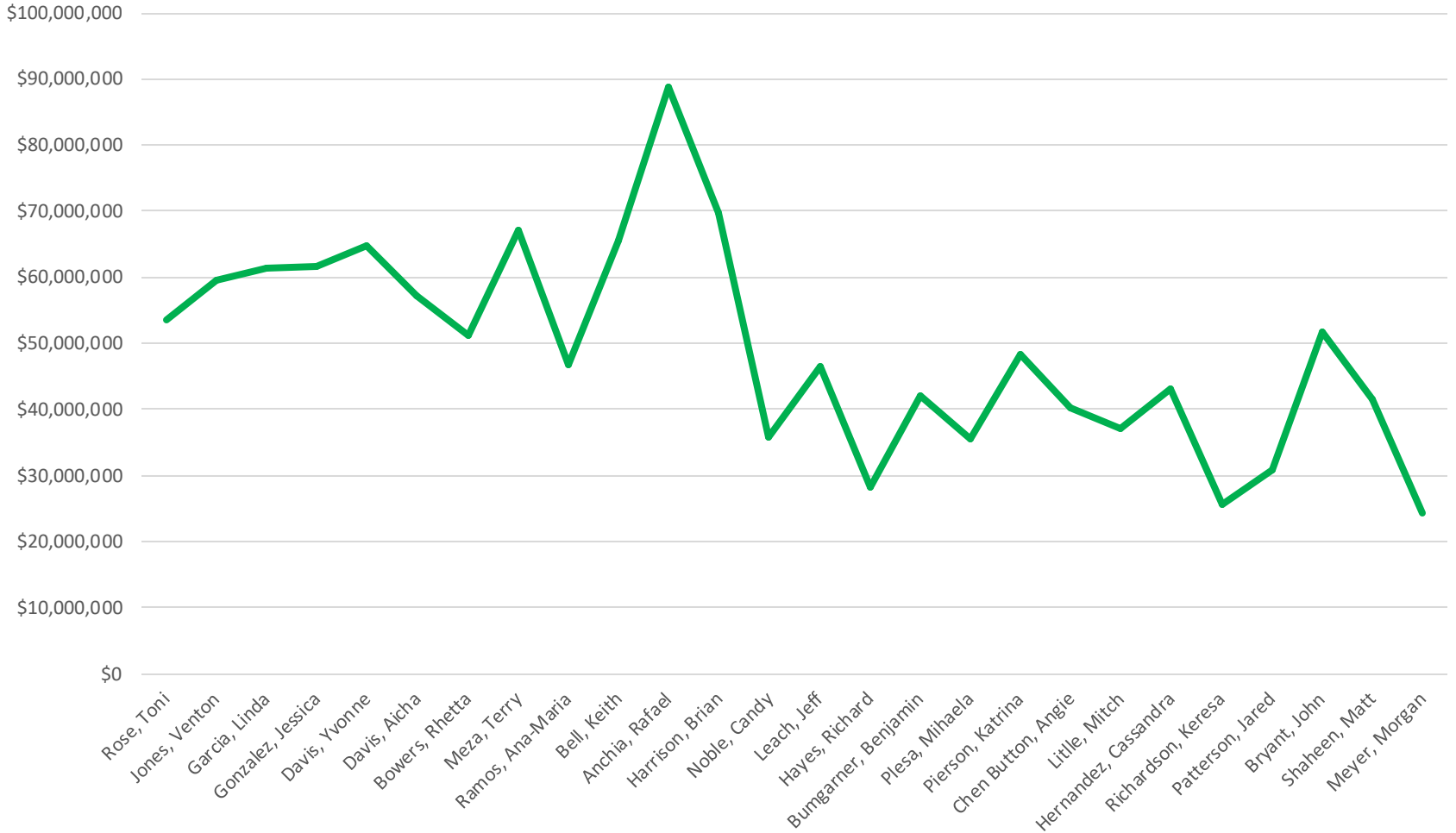


Est. Value of 1 yr. SNAP Benefits Dallas Area Legislative House Districts

Note :This is only an Estimate: SNAP Utilization and Eligibility in Texas and Texas Legislative Districts

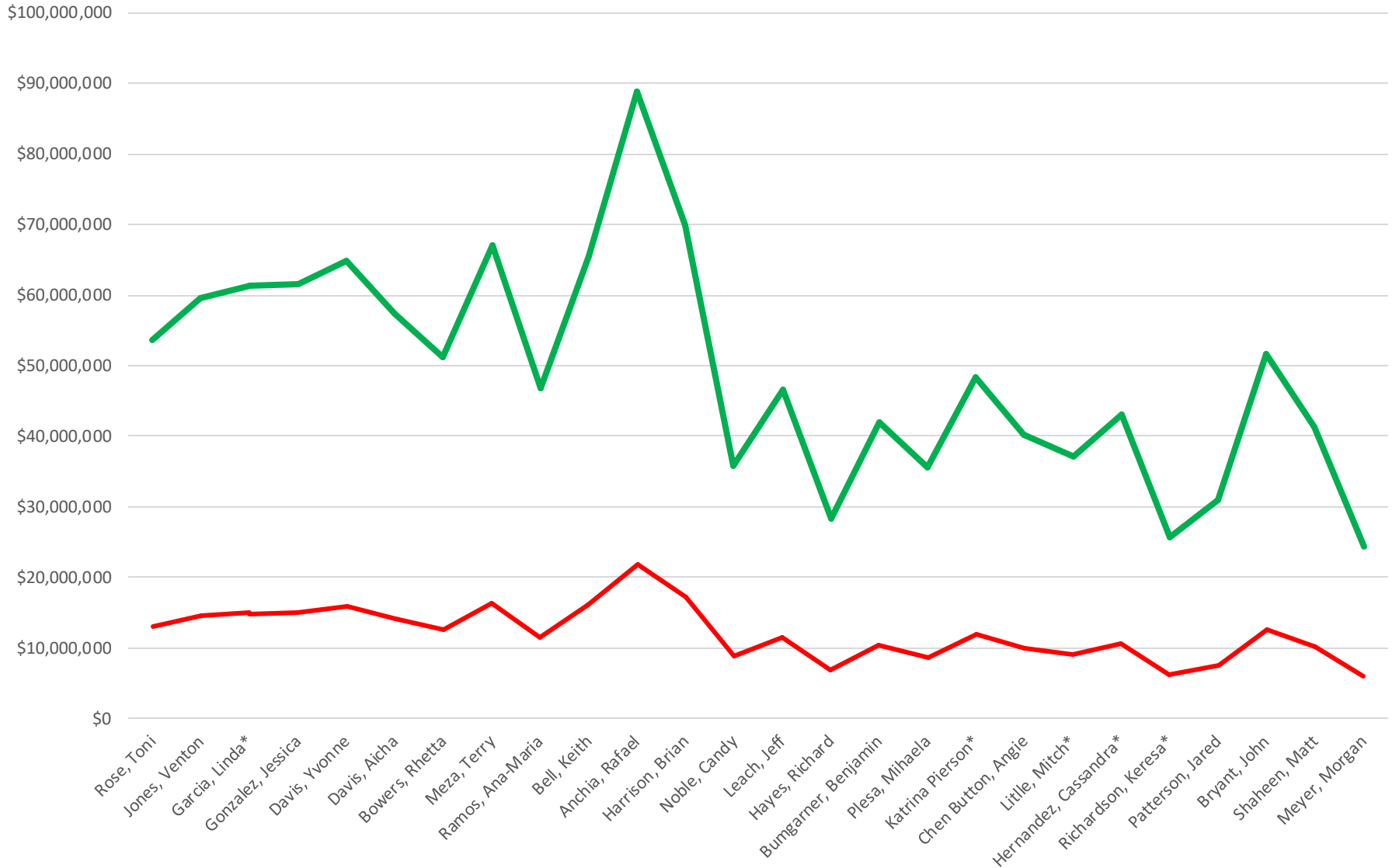


**FY23 Total Texas Lottery Sales
Dallas Area Legislative House Districts**
Source: Texas Lottery Commission FY23 Sales & Retailer Data (Actual Retailer Sales)



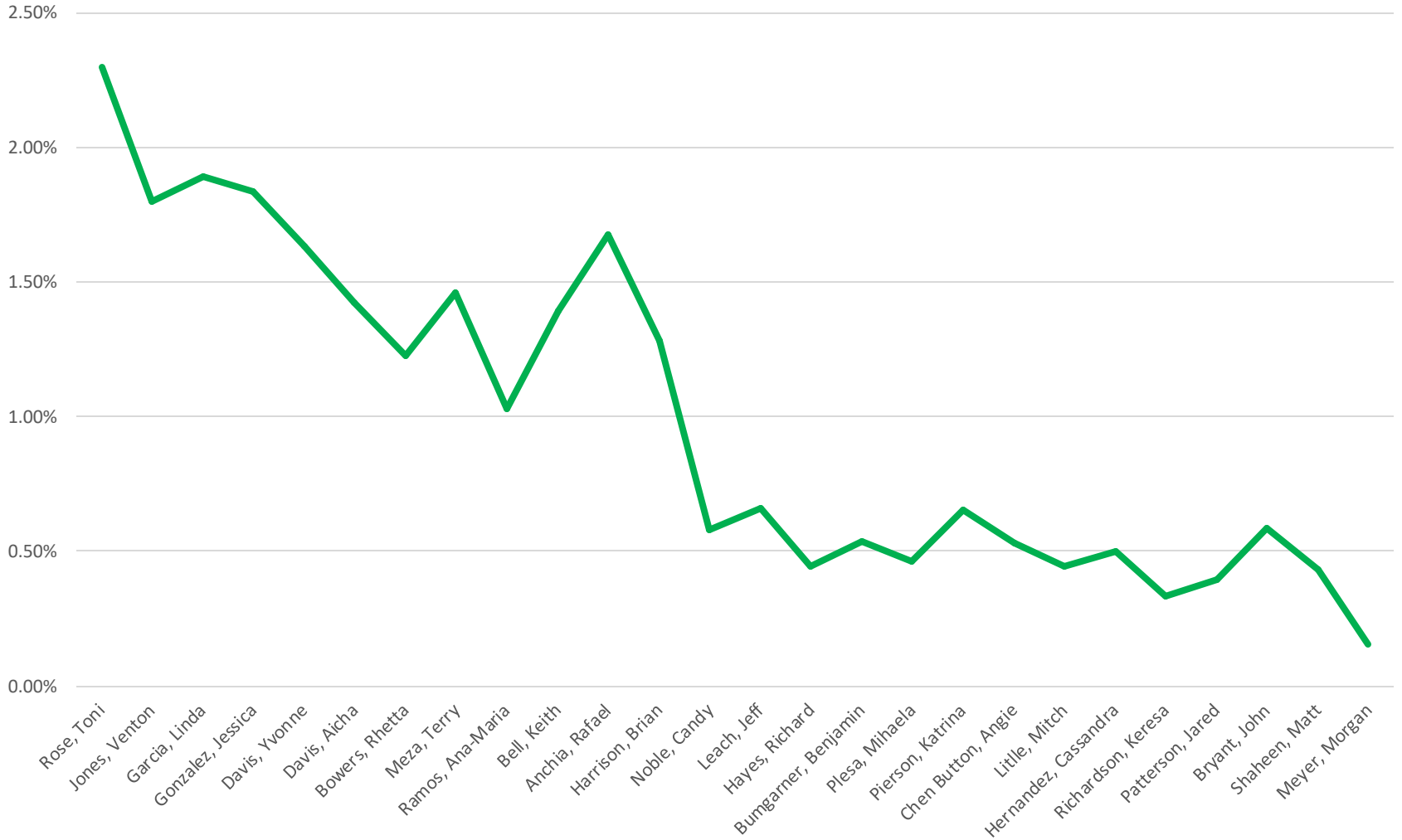
FY23 Total Texas Lottery Sales and Contribution to Foundation School Fund Dallas Area Legislative House Districts

Source: Texas Lottery Commission FY23 Sales & Retailer Data (Actual Retailer Sales)



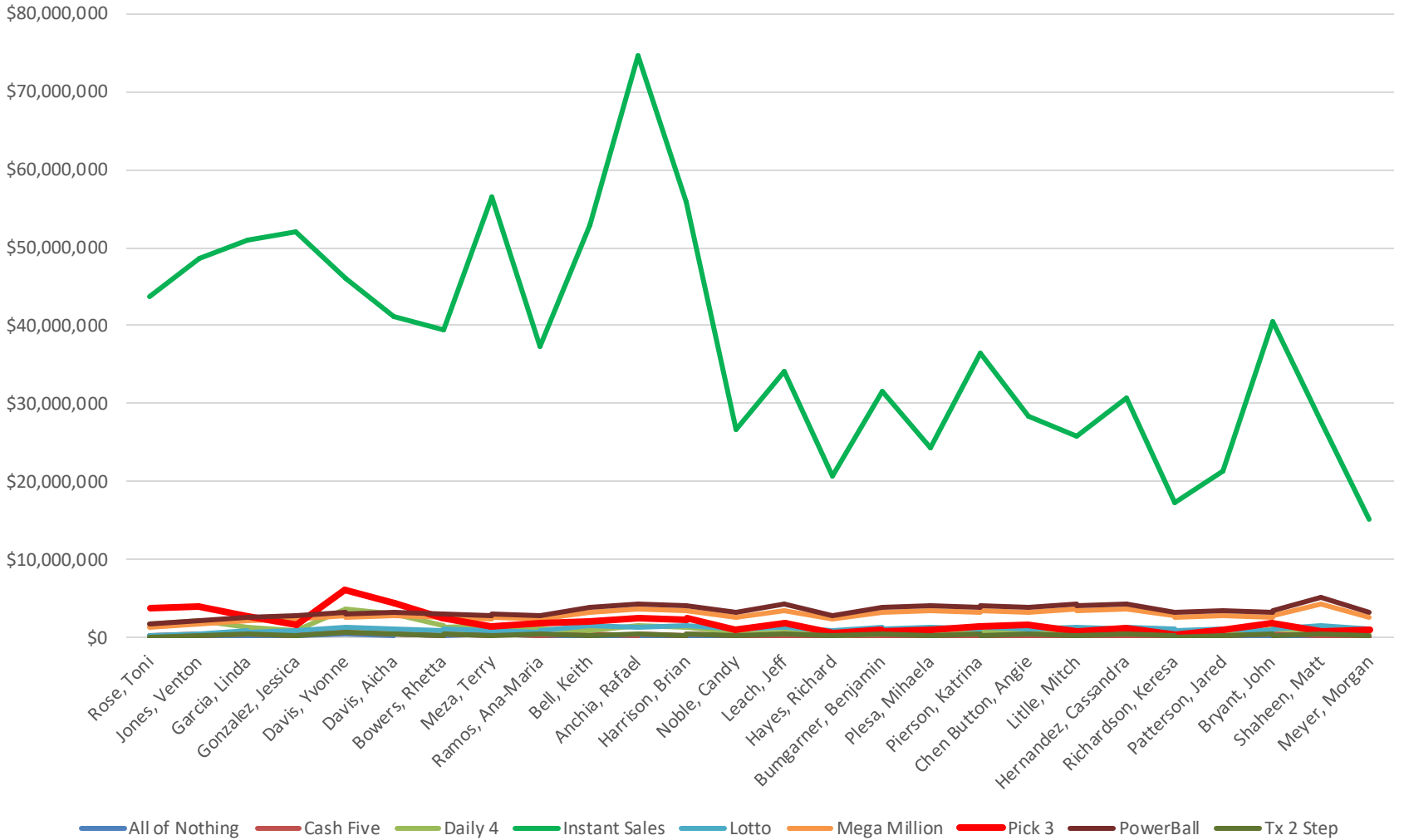
Percentage of Per Capita Income Spent on Lottery- Voting Age Population Dallas Area Legislative House Districts

Source: Texas Lottery Commission FY23 Sales & Retailer Data & U.S. Bureau of the Census, 2000

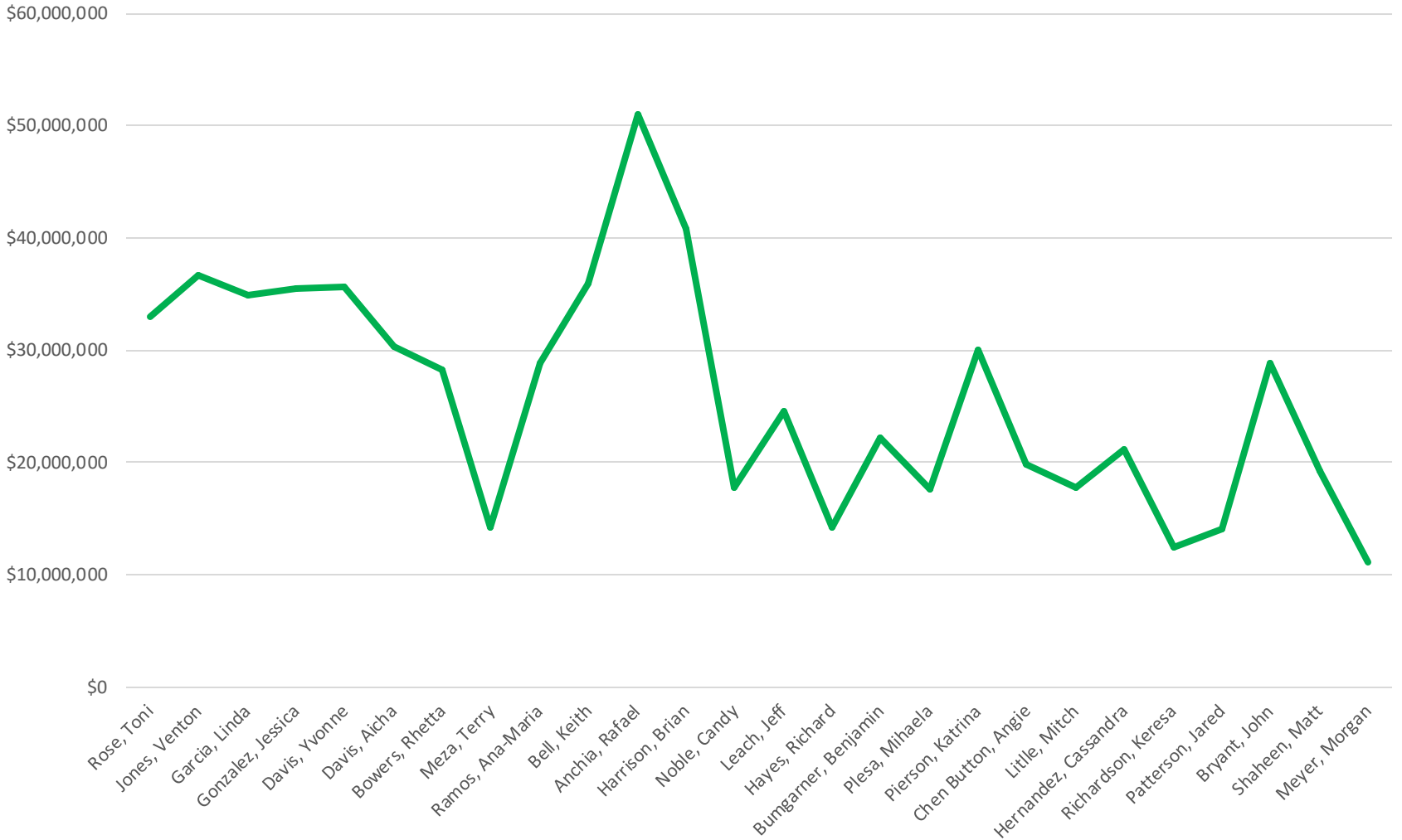


FY23 Total Texas Lottery Sales by Product Dallas Area Legislative House Districts

Source: Texas Lottery Commission FY23 Sales & Retailer Data (Actual Retailer Sales)



**FY23 Texas Lottery Sales Validations/Prizes
Dallas Area Legislative House Districts**
Source: Texas Lottery Commission FY23 Sales & Retailer Data (Actual Retailer Sales)



Lottery Couriers

NEWS

Jackpocket bets on becoming Uber Eats of lottery tickets

Targeting millennials, company's app and courier service handles ticket purchases for national, state games

Susannah Sudborough ssudborough@statesman.com

Published 4:27 p.m. CT June 27, 2019 | Updated 5:27 p.m. CT July 7, 2019

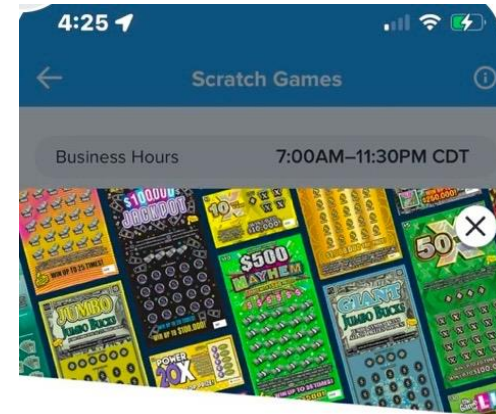


An intriguing lottery ticket ordering app recently launched in Texas, aiming to get more millennials to play the lottery and raising questions about the allure — and possible pitfalls — of digital gaming.

Headquartered in New York, Jackpocket offers the first third-party app in the U.S. that allows players to order tickets for state lottery games, along with Powerball and Mega Millions. Notably, a user can't actually buy a ticket on the app itself. Instead, Jackpocket provides a "courier service" app, similar to Uber Eats, DoorDash and Postmates. Users order a lottery ticket, and Jackpocket sends someone to purchase it from a brick-and-mortar retailer. Once the company acquires the ticket, a picture of it is uploaded to the app for the customer, along with other information such as the ticket's serial number.






Once a customer purchases a lottery ticket through the Jackpocket app, he or she receives a high-resolution photo of the ticket on a smart phone. The photo is a significant lure of the app since it reduces the risk of losing a ticket — short of losing your phone. [Courtesy photo] *Austin American-Statesman*



Scratch and win from your phone

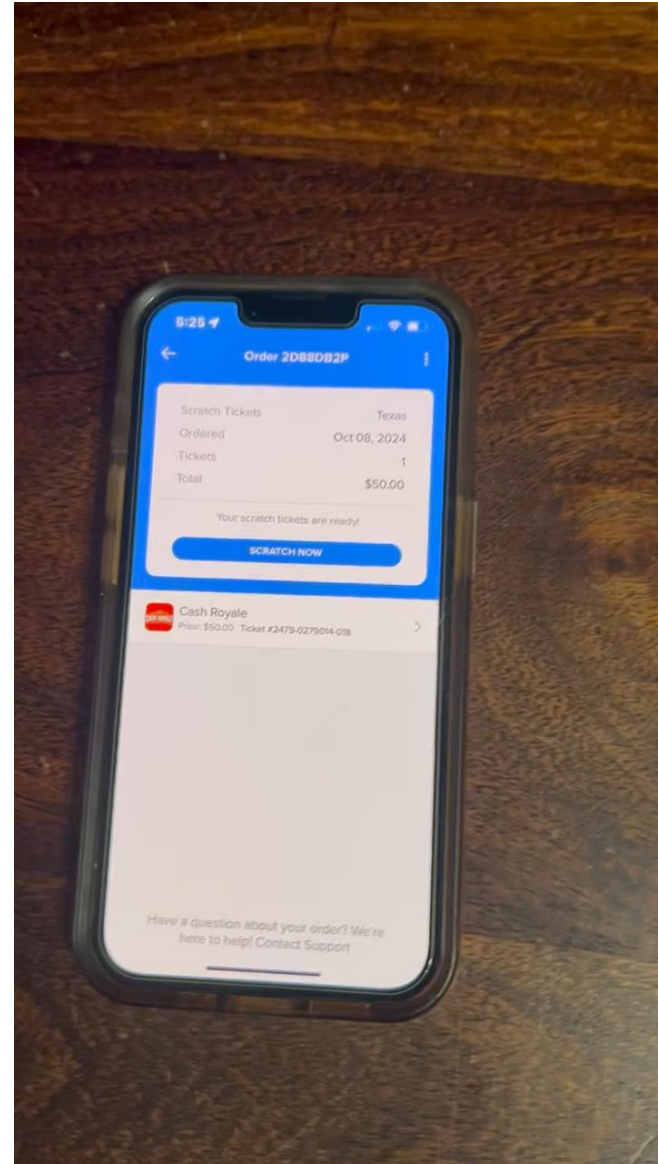
Here's how it works:

-  Choose your favorite Texas Lottery scratchers
-  Scratch your tickets right in the app (no quarters necessary)
-  Collect winnings less than \$600 instantly!

[Learn more >](#)

[SHOP SCRATCHERS](#)

Lottery Couriers



How rich investors stacked the odds for a \$95M Texas Lotto win: A Houston Chronicle investigation

By **Eric Dexheimer** | Updated Oct. 3, 2024 10:57 a.m.



Texas Lotto changes rules after a Houston Chronicle investigation

The reporting found a mass ticket buying scheme among wealthy investors.

Texas Lotto changes rules after a Houston Chronicle investigation
August 22, 2024



By Alexandra Hart | August 22, 2024 3:19 pm
Texas Standard Original



INVESTIGATIONS

The surprising European links to a \$95M Lotto Texas win



A group of investors won an April 2023 Texas Lotto jackpot with a low-risk bet after arranging to buy 25 million tickets at three different sites, covering most every possible winning combination.

Photo illustration / images courtesy Texas Lottery Commission.

INVESTIGATIONS

\$95 million Lotto Texas win had stacked odds, a Chronicle investigation found. Now there's new rules

INVESTIGATIONS

10 key takeaways from the Chronicle's investigation into a stacked-odds \$95M Texas Lotto win

By **Eric Dexheimer**, Staff writer

Indian Gaming

- Any consideration for expansion of gambling in the State of Alabama must include a complete understanding of how the Indian Gaming Regulatory Act (“IGRA”) empowers federally recognized Indian tribes through Class III Tribal State Compacts and Land Acquisitions.



Florida-Seminole compact decision to have huge impact on online sports betting

[espn.com](https://www.espn.com)

Indian Gaming

- IGRA Class I, II and III- Texas & Alabama
- “Actionable Class III game”- Lottery vs. Online Lottery
- Florida- Another Cautionary Tale
- Oklahoma - McGirt
- New IGRA Rules:
 - 25 CFR Part 151, Land Acquisitions
 - 25 CFR Part 293, Class III Tribal State Gaming Compact Process
- Out of State Tribes with Historic lands



**Tribes battle over ancestral
land — and a casino in
California wine country**

[washingtonpost.com](https://www.washingtonpost.com)

Analysis of "Out-of-State" Federally Recognized Indian Tribes' Ancestry Land by Texas Senate Districts

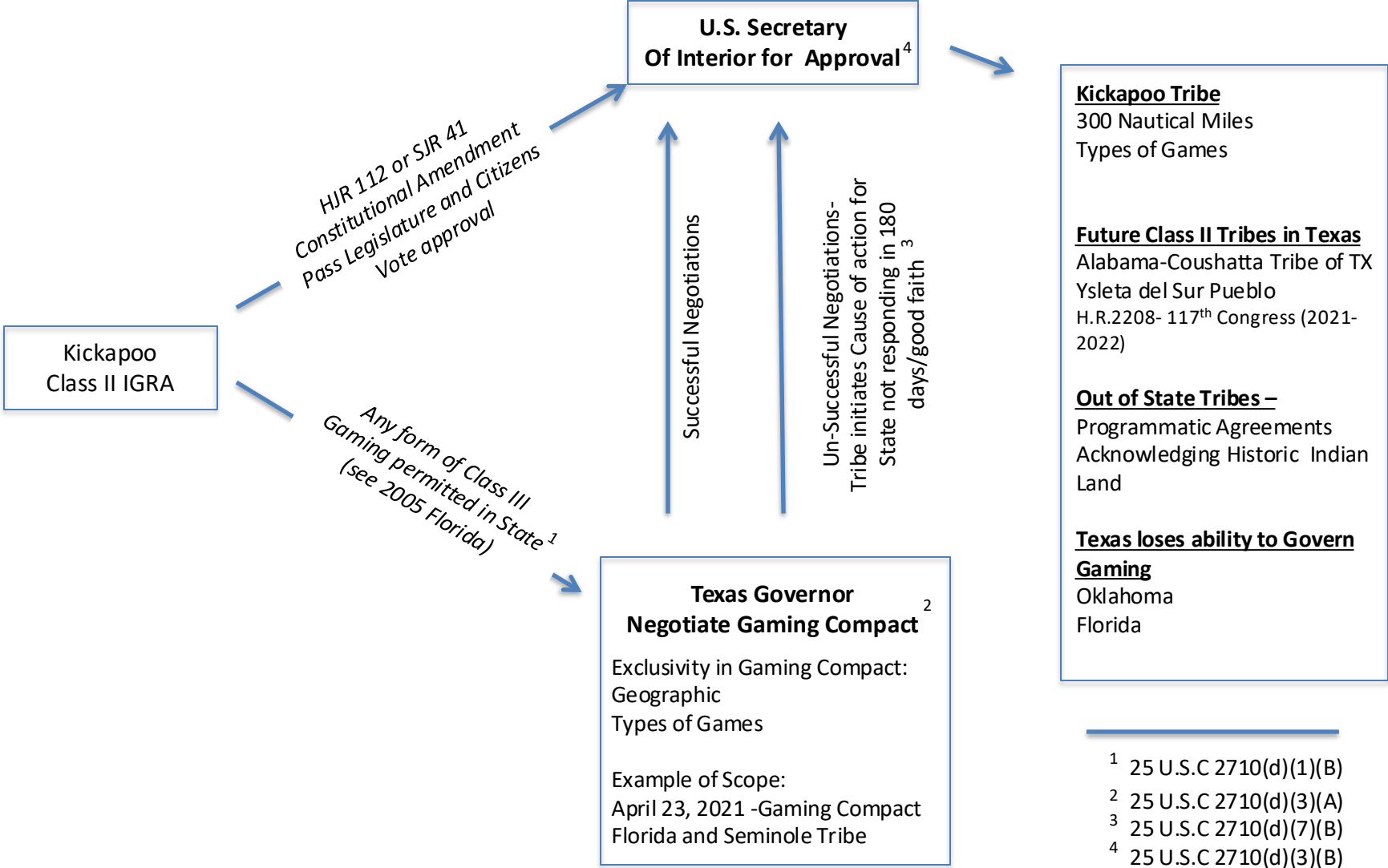
Texas Senators	Eastern Shawnee Tribe of Oklahoma	Alabama-Quassarte Tribal Town	Alabama- Coushatta	Commanche Tribe of Oklahoma	Choctaw Nation of Oklahoma	Ysleta del Sur Pueblo	Mescalero Apache	Kiowa Tribe of Oklahoma	Tonkawa Tribe of Oklahoma	Seminole Nation of Oklahoma	Jicarilla Apache Nation	Cherokee Nation	Delaware Nation	Coushatta Nation	Tunica-Biloxi Indian Tribe	Absentee Shawnee Tribe	Kickapoo of Kansas	Thlopthlocco Tribal Town	Muscogee (Creek) Nation of Oklahoma	Quapaw Tribe of Indians	Kalegee Tribal Town	United Keetoowah Band of Cherokee Indian	Poarch Band of Creek Indians	Kickapoo of Oklahoma	Caddo Nation of Oklahoma
Bryan Hughes	x		x	x	x		x	x	x			x	x		x	x	x	x	x	x	x	x	x	x	x
Bob Hall	x			x			x	x	x			x	x		x	x	x	x	x	x	x	x	x	x	x
Robert Nichols		x	x	x	x		x	x	x			x	x	x	x		x	x	x	x		x			x
Brandon Creighton		x	x	x	x		x	x					x												
Charles Schwertner	x	x	x	x			x	x	x			x	x			x	x								x
Carol Alvarado			x	x				x																	
Paul Bettencourt			x	x			x	x	x																
Angela Paxton	x			x			x	x	x						x			x	x	x	x	x	x	x	x
Kelly Hancock	x			x			x	x	x			x								x		x	x	x	x
Phil King	x			x			x	x	x			x								x		x	x	x	x
Mayes Middleton			x	x				x																	
Tan Parker	x			x			x	x	x			x			x						x		x	x	x
Boris Miles			x	x				x	x																
Sarah Eckhart	x		x	x			x	x	x																x
John Whitmire			x	x				x	x																
Nathan Johnson	x			x			x	x	x			x								x		x	x		
Joan Huffman			x	x				x	x	x															
Lois Kolkhorst	x	x	x	x				x	x	x															x
Roland Guterrez	x	x	x	x		x		x	x	x	x									x		x	x	x	
Juan Hinojosa	x			x				x	x	x										x		x	x	x	
Judith Zaffarini	x	x	x	x				x	x	x										x		x	x	x	
Brian Birdwell	x			x				x	x	x			x			x	x			x		x	x	x	
Royce West	x			x				x	x	x			x	x						x		x	x	x	
Pete Flores	x	x	x	x				x	x	x	x									x		x	x	x	
Donna Campbell	x	x	x	x				x	x	x	x										x		x	x	x
Jose Menendez				x				x	x	x															x
Morgan Lamantia				x				x	x	x															
Charles Perry	x			x	x			x	x	x	x	x			x				x		x		x	x	
Cesar Blanco				x		x		x	x	x			x												
Drew Springer	x			x	x			x	x	x					x					x			x	x	x
Kevin Sparks				x		x		x	x	x				x						x			x	x	

Sources: National Historic Preservation Act Section 106 Programmatic Agreements (Maps), and Historical Documents.

State of Texas Class II Paths to Class III Federal Gaming Classification- Model

Class II

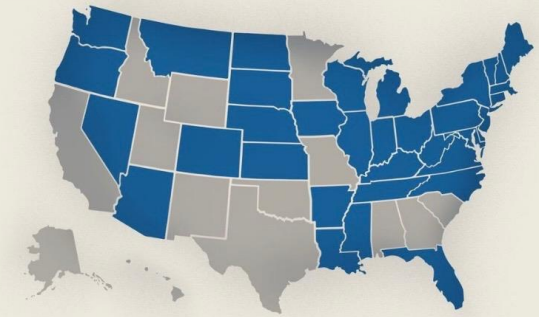
Class III



¹ 25 U.S.C 2710(d)(1)(B)
² 25 U.S.C 2710(d)(3)(A)
³ 25 U.S.C 2710(d)(7)(B)
⁴ 25 U.S.C 2710(d)(3)(B)

DraftKings sued after father-of-two gambles away \$1 million of his family's money

Exclusive: His kids' Christmas money and baptism gifts were also plundered, along with his wife's bank accounts and credit cards, according to a newly filed federal lawsuit




Legalized Gambling Increases Irresponsible Betting Behavior.



How the US became hooked on sports betting – and the cost



Notre Dame Men's Swim Team Suspended For Internal Gambling



Teens Are Developing 'Severe Gambling Problems' as Online Betting Surges

vice.com



Sports gambling takes a toll on Americans' checkbooks,

• Sports Wagering Gross Gaming Revenue (GGR)/Tax Rate Models

8% GGR Win Rate Model (Generate \$90,000,000 a y year)						
\$11,250,000,000	Handle- Total Dollars Wagered					
x 8%	GGR Win Rate % = 92% prize pool					
\$900,000,000	GGR/AGR (No Promotional Gaming Credits)					
x10%	State Tax Rate					
\$90,000,000	Tax to the State					
8% GGR Win Rate Model (Generate \$60,000,000 a year)						
\$7,500,000,000	Handle- Total Dollars Wagered					
x 8%	GGR Win Rate % = 92% prize pool					
\$600,000,000	GGR/AGR (No Promotional Gaming Credits)					
x10%	State Tax Rate					
\$60,000,000	Tax to the State					
8% GGR Win Rate Model with \$300 million promotional gaming credit (Generate \$90,000,000 a year)						
\$15,000,000,000	Handle- Total Dollars Wagered					
x 8%	GGR Win Rate % = 92% prize pool					
\$1,200,000,000	GGR					
(\$300,000,000)	Promotional Gaming Credits (Jan 2023 \$320 million spent in Ohio)					
\$900,000,000	AGR - Adjusted Gaming Revenue					
x10%	State Tax Rate					
\$90,000,000	Tax to the State					

Study of Estimated Economic & Social Costs

Business Profitability vs. Social Profitability: Evaluating
the social contribution of industries with externalities,
The case of the casino industry.

by

Earl L. Grinols PhD, Department of Economics, University of Illinois,
David B. Mustard PhD, Department of Economics, Terry College of
Business, University of Georgia